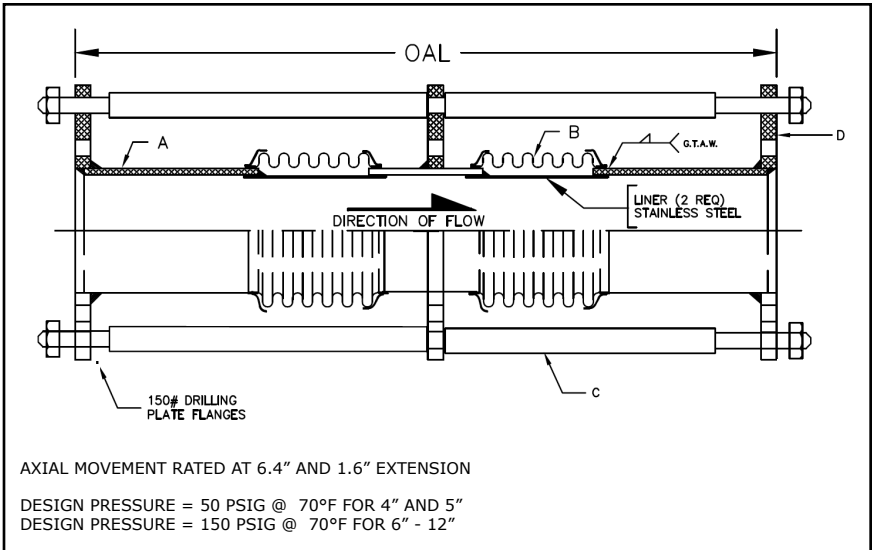








308 SERIES DUAL EXPANSION JOINT 8" TRAVEL W/150# PLATE FLANGES & TIE RODS

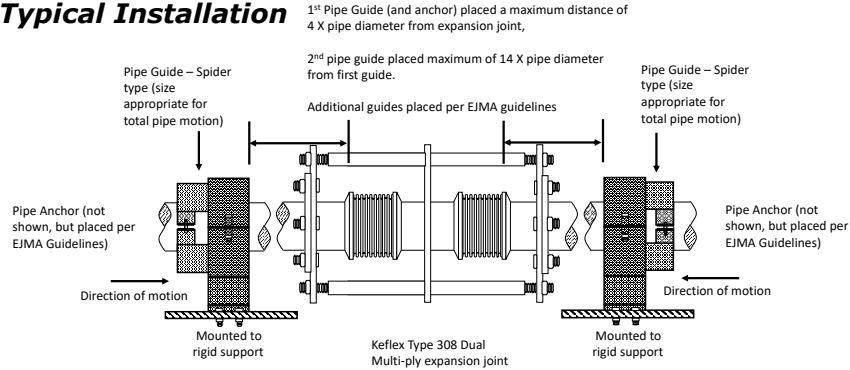
PROJECT:	
CUSTOMER:	
ENGINEER:	
ARCHITECT:	




MATERIALS OF CONSTRUCTION	
'A' PIPE SCH 40:	CARBON STEEL
'B' CAPSULE:	T-304 STN STL
'C' TIE RODS/SPACERS:	CARBON STEEL
'D' PLATE FLANGES:	CARBON STEEL



QTY	ID # OR TAG #	DIA (IN)	KEFLEX PART #	OAL	AXIAL FORCE TO COMPRESS (LBS)	WEIGHT (LBS)	3D Model (.stp)
		4"	F040L308DT1508	40"	625	105	
		5"	F050L308DT1508	40"	425	121	
		6"	F060M308DT1508	40"	500	139	
		8"	F080M308DT1508	40"	650	176	
		10"	F100M308DT1508	40"	900	224	
		12"	F120M308DT1508	40"	550	294	

Typical Installation



IMPORTANT LINKS	
BROCHURE:	
INSTALLATION INSTRUCTIONS:	
TECHNICAL DATA:	
WEBSITE:	FLEX-WELD.COM